

Order Code: A-PIXI-FLEX-CABLE-SPIDER1
File: 354-060 Pixi-Flex Cable SPIDER1 Ver B
Pixi-Flex Spider Cable Manufacturing Details

Notes:-

- 1) Female Connectors (J2 - J6): Switchcraft EN3L4F
- 2) J1 Connector: Trident Ringlock Plug TR1823PMS1NB
 Male Trident Ringlock Power Pin Contacts T2P16MC1LZ x10
 Trident Ringlock Data Pin Contacts T2P20MC1LZ x10
 Cable Clamp TR18AHC1N (see manufacturers for IP sealing)
 +V (Red) & GND (Black) - Power cores
 Data (Yellow) & Clock (Green) - Data cores

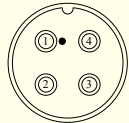
3) Cable Type: Same as Pixi-Flex

- * Power Cores (1 & 4) to be 24/0.2 0.75mm Cable, resistance (max) 25.5R per KM, min 3A
- * Data Cores (2 & 3) to be 19/0.2 0.5mm Cable, resistance (max) 38R per KM)
- * Core Colours: Red (1-Pow), Yellow (2-Data), Green (3-Clock), Black (4-Gnd)
- * Outer Diameter: <= 4mm
- * Very flexible
- * Transparent outer

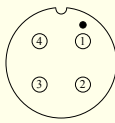
4) Lengths are Mating face to Mating face
 (all cable lengths are the same)

5) Cable Identification, white bands at end of cable

- * Output 1 - 1 band
- * Output 2 - 2 bands
- * Output 3 - 3 bands
- * Output 4 - 4 bands
- * Output 5 - 5 bands
- * Band Width 5mm, gap 5mm



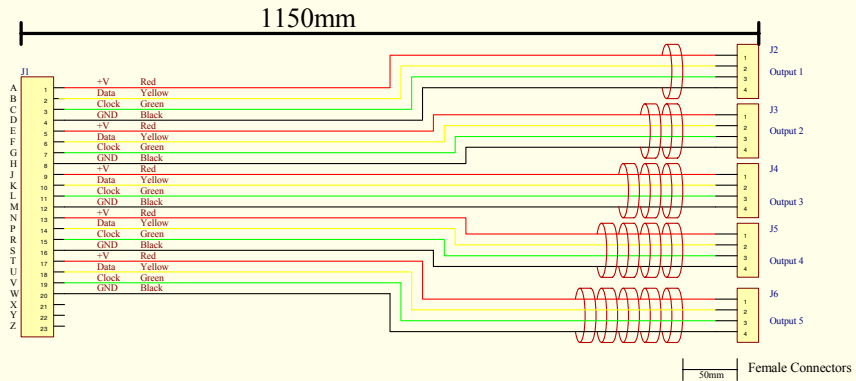
Female Connector
Front / External View



Male Connector
Front / External View



DRAWING NOT TO SCALE



Title: 354-060 Pixi-Flex Cable SPIDER1			
Drawn No: 1	Rev: B	Sheet: 1 of 1	Issue: 1
© Copyright Artists License 2002 Ltd 2002			
DOMELVEP HEDFHQFHACN, HONG			
<small>Livingstone Court, Peel Road, Harlow, Middlesex HA3 7DT, England. Tel: +44 (0)20 8863 4010</small>			